



WOODEN FLOORS



HIRAM

Habitat

BRINGING NATURE
HOME



“Wood – every board sawn from it is unique and as distinctive as every snowflake and fingerprint.”

*Fabian von Saucken,
Founder*

The Company

The family business HIRAM GmbH has existed since 1984, now in its second generation. The von Saucken family has increasingly specialized in the added value of high-quality wood types from southern Germany and eastern France over time. The HIRAM Habitat brand has grown organically from this. The young, dynamic team at HIRAM Habitat has made it their mission to deliver a high-quality and carefully selected wood product to their customers.

The Raw Material Wood, Our Product



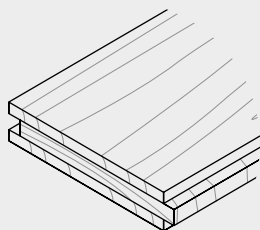
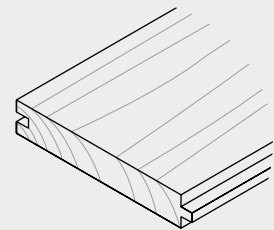
WOOD LIVES

Every tree tells a story: of mild or harsh winters, different weather conditions, the wind it was exposed to, or the direction it stood in. Growth characteristics, structure, knots, and grain tell this story, making each one unique. The tree rings especially reflect the seasons and climatic conditions. At HIRAM Habitat, we sort according to the knotting, grain, and color of the wood. We manufacture our wooden floors in up to three different gradings, creating a harmonious overall picture for every project.

TYPES OF CONSTRUCTION

SOLID WOOD PLANK

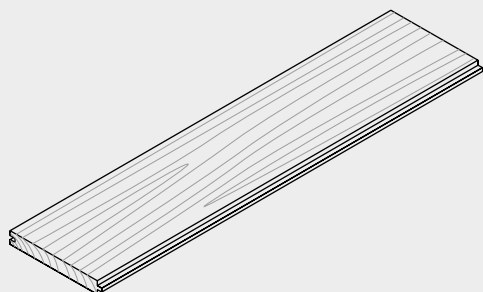
The HIRAM Habitat solid wood plank is the classic among plank floors. It consists of a single piece of wood directly from the trunk of the respective tree. It has all the advantages of pure natural wood and is particularly durable and high-quality.



ENGINEERED PLANK

The engineered plank from HIRAM Habitat is the perfect alternative for an exquisite real wood floor. The plank consists of three layers that are pressed together with high-quality adhesives. The top veneer layer can be sanded multiple times and is in no way inferior to the conventional solid wood plank. Its reduced thickness has advantages, for example, in combination with under-floor heating, allowing heat to rise more easily through the floor.

FORMATS



SOLID WIDE PLANK

Thickness x Width

28 x 200 / 250 / 300 mm
35 x 300 / 350 / 400 mm

Random Lengths

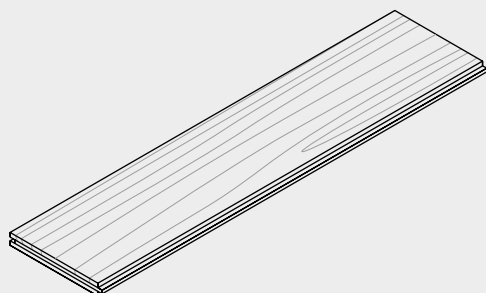
1,00 – 5,00 m
85 % between 3,00 – 5,00 m long

Wear Layer

9 mm

**Full-length Planks**

1,00 – 15,00 m, available in 50 cm intervals,



ENGINEERED LONG PLANK

Thickness x Width

17-21 x 200 / 250 / 300 / 350 / 400 mm

Random Lengths

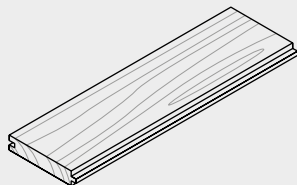
1,00 – 5,00 m
95 % between 3,00 – 5,00 m long

Wear Layer

5 mm

**Full-length Planks**

1,00 – 15,00 m, available in 50 cm intervals



SOLID COUNTRY HOUSE PLANK

Thickness x Width

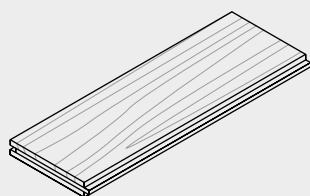
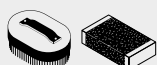
20 x 140 / 160 / 180 / 200 mm

Random Lengths

1,50 – 2,30 m
2,50 – 4,00 m

Wear Layer

7 mm



ENGINEERED SYSTEM LENGTH PLANK

Thickness x Width

20 x 250 / 300 mm

System Length

2,95 m

Wear Layer


5 mm



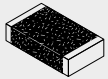
NOTES

The available dimensions can vary depending on the type of wood. A micro-bevel is optional for all formats. Room-length boards have tongue & groove along the length. Random lengths and system lengths have four-sided tongue & groove.

SURFACE STRUCTURES



FINELY SANDED



BRUSHED



NATURALLY DRIED &
LIGHTLY BRUSHED



ROUGH-SAWN



GRADING



URBAN CLASSIC

The premium "Urban Classic" grade consists of nearly knot-free and partly pin-knotted planks. The color structure and grain of the wood are calm, providing an elegant and timeless spatial effect.



COUNTRY CLASSIC

The "Country Classic" grade is a natural grade with knots, shrinkage & wind cracks, and slight color differences in the wood. Indoors, the "Country Classic" grade creates a harmonious sense of space.



RUSTIC CLASSIC

The "Rustic Classic" grade looks lively and includes predominantly dark-filled knots and longer hairline cracks. The wood surface appears vibrant due to the natural color variations. With the appropriate surface treatment, the wood creates a cozy room atmosphere.

COLORS




OAK




Extra white lye & extra white oil




Raw wood effect oil



White oil



Natural oil



Chocolate oil




DOUGLAS FIR




White lye & white soap




White lye & white oil



White lye & natural oil



Natural oil



Chocolate oil



SILVER FIR




Extra white lye & extra white oil



White lye & white soap



White lye & natural oil




Natural oil




Chocolate oil




ASH




White lye & white oil




Raw wood effect oil



White oil




Natural oil




Chocolate oil




LARCH




White lye & white oil




White lye & white soap



White lye & natural oil



Natural oil



Chocolate oil

NOTES: Special colors on request, factory treatment optional



NATURAL WOOD PRODUCT

HIRAM Habitat planks in solid wood and three-layer construction are high-quality natural products made from local wood. We recommend using experienced parquet layers for installing these large-format planks, as construction projects can have different requirements. A constant room humidity is crucial for installing wooden floors. Wood reacts to climate fluctuations, swelling with increasing and shrinking with decreasing humidity. The solid planks have a residual moisture of 8 – 10% the engineered planks $7 \pm 1\%$, and room humidity should therefore remain between 40 – 65% throughout the year. Strong fluctuations can lead to movements in the wood, causing cracks and warping in the floor. During the heating season, the wood releases moisture, which can lead to gaps between the planks. These usually close again in summer. In case of uncertainty regarding the room climate, using a hygrometer is advisable to take appropriate measures for creating better climatic conditions.

INSTALLING ON UNDERFLOOR HEATING

Gluing our planks onto screeds with underfloor heating is possible, even though the heating generally dries out the wood a bit more. Artificially generated heat can occasionally cause slight cracking in the core area and small gaps between the planks. Generally, the thicker the plank, the longer it takes for heat to penetrate the wood. Thus, the energy input is somewhat higher for the solid wood plank than for the three-layer plank. Another aspect is the formation of gaps; the solid wood plank moves a bit more due to the artificially generated heat and thus forms minimally larger gaps. The three-layer engineered plank is more dimensionally stable due to its construction (middle layer and counterbalance layer of spruce). They should also be fully glued to the screed. The heating screed protocol must be followed. We recommend coordination between the heating technician and parquet layer, and checking the screed and wood moisture before installation.

CARE OF SURFACES

For the proper protection of HIRAM Habitat products, we recommend initial treatment with oils, soaps, or hard wax oils. We also offer a factory finishing. These finishing systems protect the surface particularly effectively, as both the wood pores and the surface are protected, while the wood can still breathe and retains its natural properties. A high-quality natural wood floor treated with one of the mentioned systems is generally easy to maintain, but should be regularly cared for to ensure the wood remains beautiful for many decades.



Whether new construction, renovation, living with children and dogs, furnishing for a new phase of life, or simply realizing the dream of a natural floor – we manufacture your floor individually to measure. And over time, your floor will tell your story – just as uniquely.

Learn More

Discover our range and special wood products. We look after each of our customers personally and offer the best and most suitable solution for your home.

We are happy to advise you personally in our showroom or online via video meeting.

📞 +49 (0)7802 7008-0
✉ info@hiramhabitat.com

🌐 hiramhabitat.com
🛒 shop.hiramhabitat.com



HIRAM
Habitat